

## Switches and Accessories EDK31-250 Emergency Switch



### USES

Emergency switches is applicable for various electric motor car and another supporting, they are very safe and convenient.

<b>ZKD31</b>	<b>-250A</b>	<b>-□</b>
1	2	3

- 1 Product type
- 2 Rated current
- 3 C: With transverse magnetic field; S: With auxiliary switch ;T: Blown film; P: With protective plate

### USE OF THE ENVIRONMENT

Contact lead M10 tightening	≥9.0 appropriate
fixing screw M5 tightening force	≥2.5 appropriate
Ambient temperature	-25~+70℃
Relative humidity	+20℃ 98%
Vibration freq. at the fixed	3G, 1~50Hz amplitude 0.5mm
Concussion	(60~100) time/minute、
Altitude	2000m
Installation direction	Random
International protection	IP40

### ORDER INSTRUCTION

U.N.W.	450g
U.G.W.	480g
G.W.	24kg
Package QTY.	50 PCS
Mounting type	Opening 25mm installation

### ORDER FORM DESCRIPTION

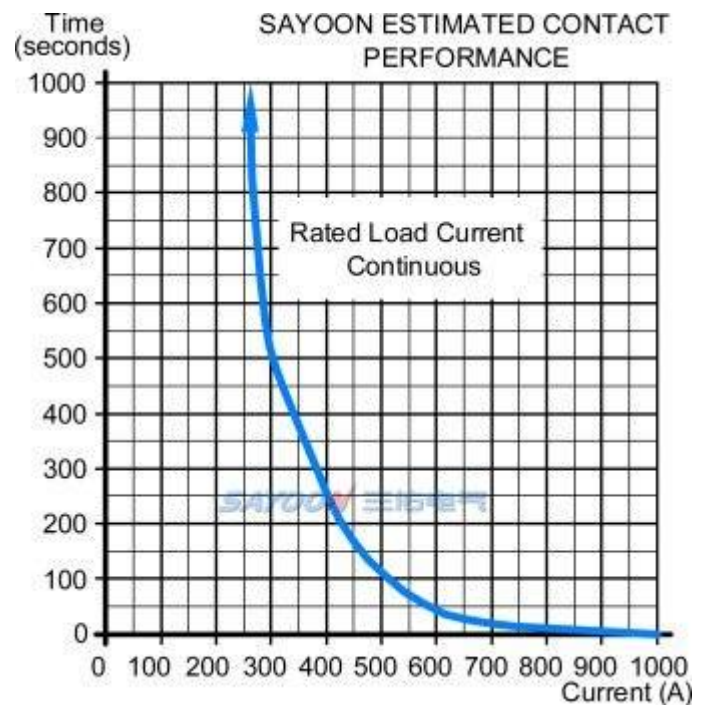
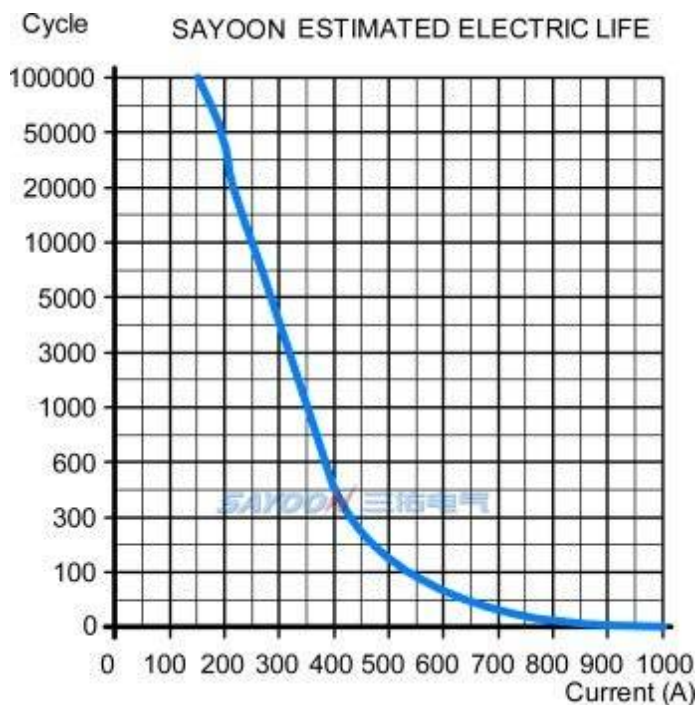
When ordering, please state the following: name, full model, whether with auxiliary contact, order quantity. For example: Switches and Accessories CZK250A-1 100pcs, indicating the load rated current 20MΩ, without auxiliary contact, default mounting bracket, 100pcs. Special voltage specification products, such as user needs can be special order.

## TECHNICAL PARAMETERS

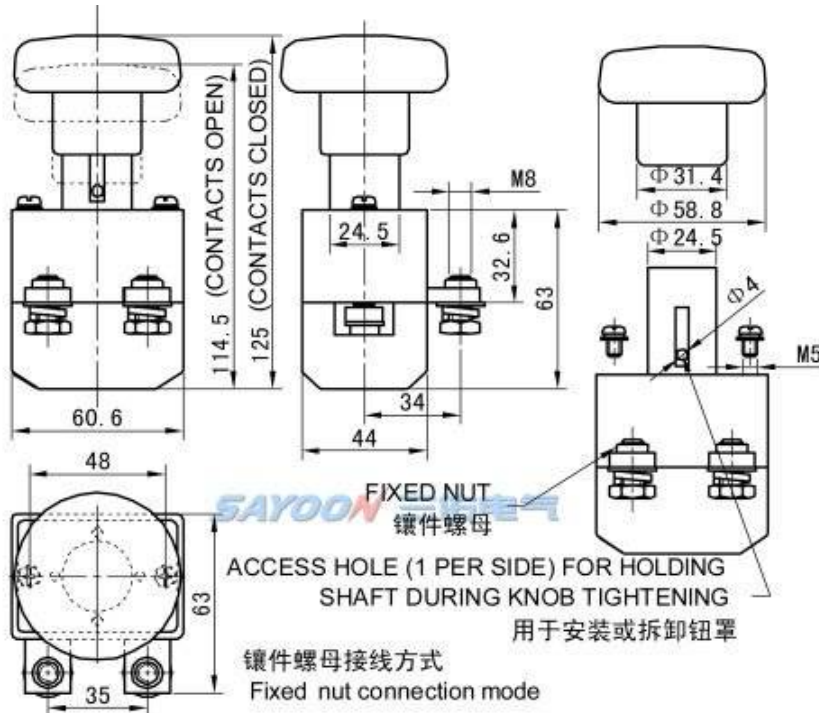
(Version 2.47)

SAYOON Product Type	ZKD31-250
Rated voltage	12V,24V,36V,48V,60V,72V,84V,120V, etc.
Contact circuit rated load current (A)	250A
Typical voltage drop across contacts per 100A	≧30mV
Insulation Resistance	20MΩ
Electric strength to resist	50Hz/60Hz 1000VAC 1minute
Typical fault currents which can be ruptured	1000A/5ms at 48V/DC
Electrical life	10,000 times
Mechanical life	20,000 times
Work specification	Continuous
Contact form	1 NC
Contact Material	Ag alloy
Auxiliary contact rated load (option)	2A/48VDC, 5A/24VDC

## LOAD CHARACTERISTIC CURVE



## INSTALLATION DIAGRAM



## WIRING DIAGRAM

